

SAFETY VACUUM RELEASE SYSTEM

SVRS

MANUFACTURED BY
VAC-ALERT™ INDUSTRIES, LLC
FORT PIERCE, FLORIDA
www.vac-alert.com

Vac-Alert™ Model VA-2000 SVRS Unit Reacts In Less Than A Second To Quickly Release Dangerous Pump Suction Vacuum.

A Totally Mechanical, Non-Electric Safety System, The VA-2000 SVRS Is Easy To Install, Adjust And Test.

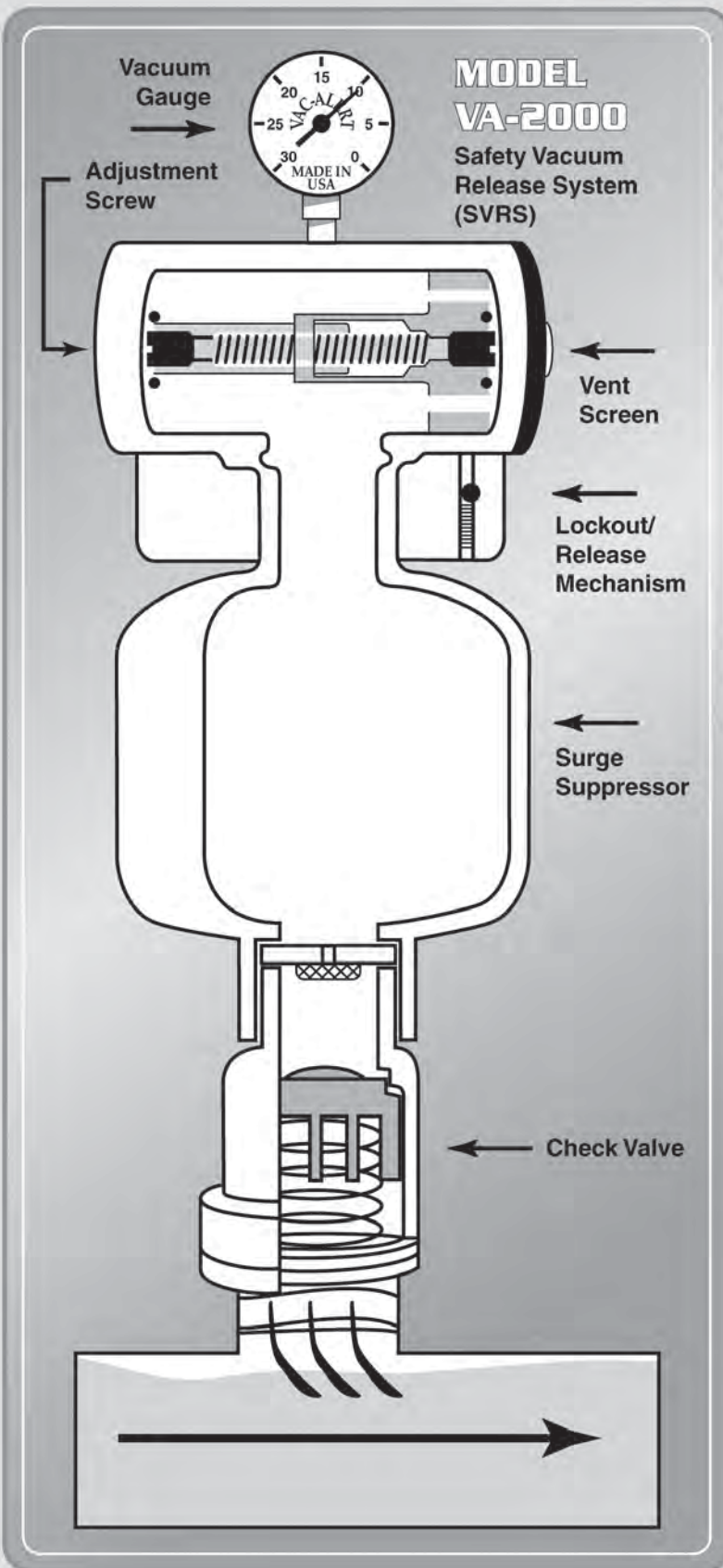
Vac-Alert's Fail Safe Design Is Manufactured With Only Engineered Plastics And Type 316 Stainless Steel For Long-Life And Reliable Service.

The VA-2000 SVRS Provides A Critical Layer Of Protection Against Body Or Limb Drain Suction Entrapment.

Tests Conducted By Independent, Third Party Laboratory Demonstrate That Vac-Alert's Model VA-2000 Meets Or Exceeds The Performance Requirements Of ASME/ANSI A112.19.17 – Manufactured Safety Vacuum Release Systems.

The VA-2000 SVRS Is Backed By A 3-Year Limited Manufacturer's Warranty.

FOR SALES AND SERVICE CONTACT:



VAC-ALERT™ SAFETY VACUUM RELEASE SYSTEM (SVRS)

PLUMBING AND INSTALLATION DIAGRAMS

Figure 1 One (1) Pump
One (1) Main Drain Line

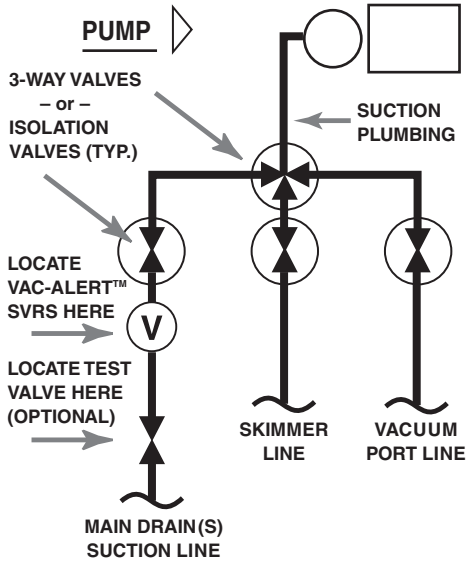


Figure 2 One (1) Pump
Two (2) Main Drain Lines

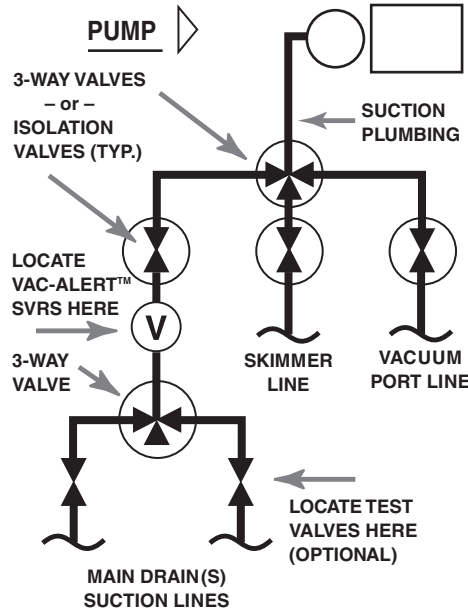
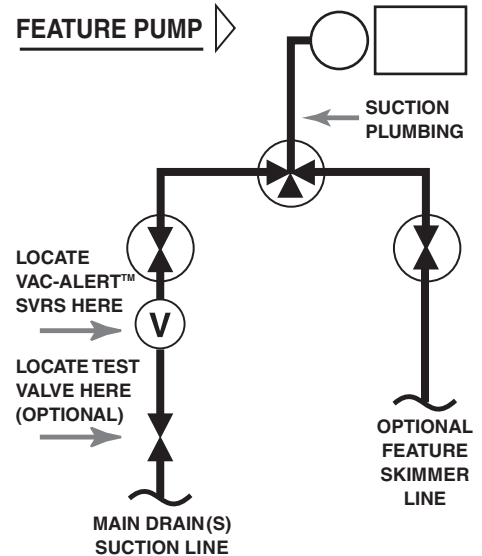
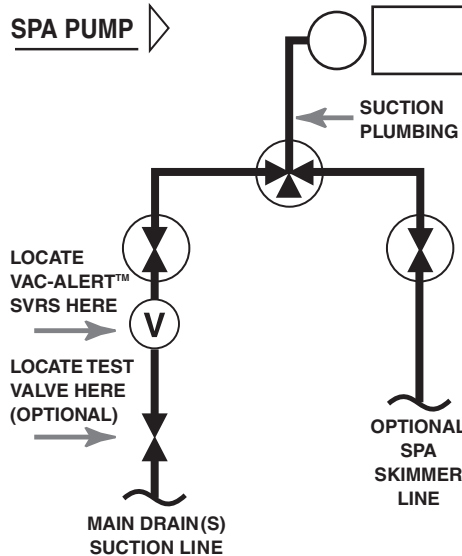
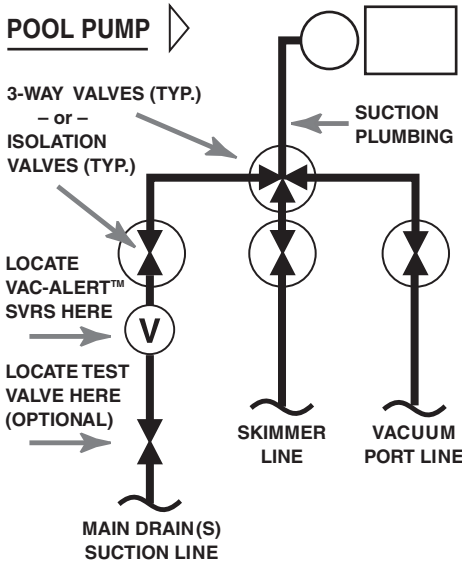


Figure 3 Multiple Pumps
Multiple Main Drain Lines



A: Always Locate The Vac-Alert™ SVRS On The Main Drain Suction Line. SVRS Unit Must Be Mounted In The Vertical Position.

B: Do Not Use 2-Way Or 3-Way Valves As Test Valves. Use A Fast-Acting, Full-Flow, Full-Port, Ball Valve Or Butterfly Valve As A Test Valve. A Test Valve Is An Optional Alternative To A Pole-Mounted Test Mat. Each Vac-Alert™ SVRS Unit Must Be Tested Three (3) Times To Insure Proper Adjustment And Operation.

C: For Multiple Pump Systems, One (1) Vac-Alert™ SVRS Unit Is Required For Each Pump Plumbed To A Dedicated Main Drain Suction Line.

D: The Vac-Alert™ SVRS Unit Is Rated For Suction Vacuum Levels Up To 18 Inches Of Hg (Mercury). For Vacuum Levels Above 18 Inches Of Hg, Either Throttle The Return Side Of The Pump To Produce A Running Vacuum Less Than 18 Inches Of Hg, Or Call Vac-Alert™ For Further Instruction.

E: Do Not Install A Check Valve In A Main Drain(S) Suction Line Protected By A Vac-Alert™ SVRS.

F: A Vac-Alert™ SVRS Unit May Also Be Used In A Vacuum Port Line To Protect Against Body Or Limb Entrapment.

FLOW THRU SCHEDULE 40 PVC PIPE

VELOCITY - FEET PER SECOND

PIPE SIZE	6 FPS	7 FPS	8 FPS	9 FPS	10 FPS
1"	16 GPM	18 GPM	21 GPM	23 GPM	26 GPM
1.5"	37 GPM	43 GPM	50 GPM	56 GPM	62 GPM
2"	62 GPM	72 GPM	82 GPM	92 GPM	103 GPM
2.5"	88 GPM	102 GPM	117 GPM	131 GPM	146 GPM
3"	136 GPM	159 GPM	181 GPM	203 GPM	227 GPM